



JANAK  
HEALTHCARE



TREATMENT CHAIRS

User's Manual

# Index



1. Introduction	1
2. About this Product	1
3. Definitions	2
4. Safety	2
5. Environmental Specifications	3
6. Installation	3
7. Operation	3
8. Maintenance & Cleaning	7
9. Warranty & Service	10

## INTRODUCTION

### About this User Manual

This User Manual contains instructions for the proper and safe use of Treatment Chairs, which has to be strictly followed.

This User Manual has to be read and followed by every person using or handling these Treatment Chairs. In case of any query, kindly contact Janak Healthcare Pvt. Ltd.

### ABOUT THIS PRODUCT

These Treatment chairs are non-invasive medical devices used for utility of medical equipment by doctor/medical/paramedical/hospital personnel to help and support them in diagnosis, prevention, monitoring, treatment or alleviation of the disease

The Treatment Chairs are manufactured and supplied in non-sterile condition for use in normal hospital environment

These Treatment Chairs are not directly used for any diagnostic, measuring, monitoring or therapeutic purposes or prevent nor alleviate diseases

All type of wheel chairs, are used to provide assistance and support to medical/paramedical /hospital personnel.

### Treatment Chairs – Features & Technical Data:

1033 , 1033A, 1036, 1038, 1039 -Please refer product catalogue TS-D for salient features & Technical Data of these products.

### Treatment Chairs – Variants

1033



1033A



1036



1038



1039



## DEFINITIONS

### Operator

Operator is the person appointed by the owner (i.e. clinic, hospital management, etc.) who will be responsible for the safe operation of these Treatment Chairs.

### User

User is a person who is capable of assessing clinical condition of patient e.g. specialist medical personnel, doctors, nursing staff, attendants etc. On the basis of their training experience or through the instructions, they are entitled to use these Treatment Chairs on their own responsibility or to carry out work on it and are able to recognize and control possible risks to the patient as well as the Treatment Chairs.

### Patient

The patient is a person who is ill, infirm, disabled or in need of medical assistance,

## SAFETY

In this User Manual the following safety symbols are used



**Danger:** This symbol will appear wherever safety instructions are designed to protect people from physical harm. The symbol stands for imminent danger of death or serious injury.



**Caution:** This symbol will appear where situations are described, which might be dangerous, and which might inflict slight injuries.



**Advice:** This symbol will appear in front of additional helpful pieces of advice.



A dot in front of the text implies the action that is required to be taken.

### Safety Instructions

- Ensure that the Treatment Chairs is assembled and installed in accordance with the instructions given in this User Manual (wherever required).
- Restrict child visitors without proper attendants. Supervision is necessary to avoid any mishap due to unintended movement of the Treatment Chairs.
- Ensure that the Treatment Chairs is moved on a smooth stepless floor without any obstructions in its path, to prevent any inconvenience to User and damage to the Treatment Chairs.
- Keep some gap between walls and Treatment Chairs while in stationary position and also while moving from one place to another.
- Keep the User Manual handy with the Operator/User for ready reference.

### ENVIRONMENTAL SPECIFICATIONS

#### Usage, Storage and Transport

Temperature	-10°C to 50°C
Relative Humidity	0% to 95% non condensing
Atmospheric Pressure	800 to 1060 hPa
Altitude	< 2000m

### INSTALLATION AND OPERATION

1. Unpack all the components carefully.
2. If the packing is drenched by rain, water or other liquids, inform this matter to the operator.
3. Each Product is supplied with the following components as per packing list :

1038 Commode Chair

Side frame L.H. with Castors - 1 No.

Side frame R.H. with Castors - 1 No.

Frame Support Tube - 2 Nos.

Backrest frame	- 1 No.
ABS Top Supporter	- 1 No.
Wing Nut	- 4 Nos.
ABS Top	- 1 No.
Armrest R.H. S.S.	- 1 No.
Armrest L.H. S.S	- 1 No.
1033/1033A Wheelchair	
Wheel Chair -MS Tubular frame with Castors	- 1 No.
Footrest	- 2 Nos.
Cushion Seat(Product Specific)	- 1 No.
Safety Belt	- 1 No.
1036 S.S. Rigid Wheel Chair	
Wheel Chair -S.S. Tubular frame with Castors	- 1 No.
Footrest	- 2 Nos.
Cushion Seat	- 1 No.
Safety Belt	- 1 No.

Rest of the product 1039 Foldable Chair are factory fitted and come in ready to use





Notify if any damage has occurred during transportation either to the authorized agent or directly to Janak Health Care Pvt. Ltd.



Installation of the Treatment Chairs should be done only by Janak trained technicians (wherever required).

**1038 :**





1. Place the L.H. frame on the floor and fix the R.H. frame as shown above with the help of frame support tube and ABS top supporter.
2. Keep the frame on upward position and fix the backrest frame into the space provided as shown above.
3. Fix the armrest L.H. and R.H. on the side frame and backrest section and tighten it with the help of wing nuts as shown above
4. Place the ABS top on the supporter tube as shown above.

#### 1033/1033A



1. Fix the footrest L.H. and R.H. on the M.S. tubular frame as shown above with the help of nut and bolt and tighten them.
2. Fix the safety belt as shown above.

1036




1. Fix the footrest L.H. and R.H on the S.S. tubular frame as shown above with the help of nut and bolt and tighten them
2. Fix the safety belt as shown above.



With due consideration to environmental limitations, materials used to make the device are not affected by contact with any bio chemicals or bio waste. When used as per its intended purpose, all materials used in the product and accessories do not facilitate any breeding or growth of bio contaminants on their own.

#### Load bearing capacities

Product	 Safe working load(kgs)
1033	135
1033A	135
1036	135
1039	100





**Do not exceed the safe working load mentioned above**

## **MAINTENANCE & CLEANING**

### **Maintenance**

Each time before putting the Treatment Chairs into service the user must check for -

- Lubrication of all the mechanical joints / pins / moving parts / tightening of the bolts are done properly, to avoid unnecessary play, sound and wear & tear of the Treatment Chairs.
- Visual inspection for any mechanical damage (e.g. loose /missing rivets, screws, etc.)
- If any damage or malfunction is observed, immediately report this matter to the operator.
- If the Treatment Chairs is not in use, it should be stored in a dry and rodent free indoor environment on a flat surface with gradient not more than 5 degrees.
- If the Treatment Chairs is not in use for long term, it is necessary to conduct a test to check for functioning and any mechanical damage that may have been caused.
- Depending on the usage, certain moving parts may require replacement due to wear & tear. We recommend timely replacement with original spares for safety and trouble free operation.



Any kind of fire source should be prohibited near the mattress / cloth material to avoid any fire hazard as these materials do not have flame retardant properties.

### **Cleaning & Disinfecting**

- The Treatment Chairs are not suitable for machine wash or steam cleaning.
- Do not use water jet for cleaning.
- The Treatment Chairs cannot tolerate the influence of strong solvent, basic or alkaline liquids & caustic agents.
- The cleaning agents must not contain any substances which bring about any change in the structure or adhesive property of the plastic.
- The Treatment Chairs should be properly cleaned and disinfected at regular intervals to avoid infection and stains. Immobilize the Treatment Chairs & remove all the detachable accessories and components before cleaning.
- We recommend use of approved disinfectant and cleaning agents to clean the Treatment Chairs. Take extra care to clean areas that may trap dust or dirt. All detachable accessories and its component can be cleaned separately.



Do not expose the Treatment Chairs to excessive moisture as corrosion may cause personal injury or equipment damage.

### **Disposal:**



Product and its defective parts especially elements made of plastic, steel, rubber, curtain cloth material should be disposed off in accordance with the statutory rules and regulations prevailing for such disposal. The user is advised to contact Janak Healthcare Pvt. Ltd. for further assistance.



**Routine Inspection Check List: Inspection By The User**

(Recommended Frequency: Every new allotment but not later than three month)

Checks	Observation	OK	Not OK	Description of faults
<b>Visual check of the mechanical components</b>				
Screws and rivets are tightened	Missing/loose			
PU Foam Mattress / Rexine (Product Specific)	Tear, Puncture, soiled, torn			
<b>Performance check of all mechanical components</b>				
Castors (Product specific) Result of inspection	Locking, release Remove cotton thread, hairs etc. from axle			
Sign	Result of inspection		Date	

**Trouble Shooting Guide**

PROBLEM	POSSIBLE CAUSES	REMEDY
Castors (Product specific)	No Braking, No Movement, Broken	Repair / Replace Castors



## WARRANTY & SERVICE

Janak Healthcare Pvt. Ltd. warrants, solely to the end users of this product that for a period specified in the warranty certificate, such product shall perform as per its intended use. The foregoing warranties shall not apply if the Product has been subjected to: (a) physical abuse, misuse, abnormal use, or use not consistent with Janak Healthcare Pvt. Ltd.'s published directions, (b) any modification by anyone other than Janak Healthcare Pvt. Ltd. or third parties designated by Janak Healthcare Pvt. Ltd.; or (c) fraud, tampering, negligence or accidents, depending upon the nature of the products.

**Limitation Of Liability:** In no event shall Janak Healthcare Pvt. Ltd. be liable or obligated to the end user in any manner for any special, non-compensatory, consequential, indirect, incidental, statutory or punitive damages of any kind, including, without limitation, for injury or loss of life, lost profits, lost sales, lost revenue, loss of any software or data, or loss of use of any hardware, software or data, regardless of the form of action, whether in contract, tort, negligence, strict product liability, or otherwise, even if Janak Healthcare Pvt. Ltd. has been informed of or is aware of the possibility of any such damages in advance. Janak Healthcare Pvt. Ltd.'s total aggregate liability under this agreement and in relation to anything which Janak Healthcare Pvt. Ltd. has done or not done in connection with this agreement shall be limited to the price of the products purchased and paid for by the end user during the period in which such liability arises. The limitations set forth above shall be deemed to apply to the maximum extent permitted by applicable law and notwithstanding the failure of the essential purpose of any limited remedies.

In order to maintain functional safety and right to claim under the warranty only original replacements parts may be used. For ordering replacement parts, customer service request and further question, please contact our technical support department.

### Disclaimer

Every effort has been made to ensure that the information in this user manual is valid. Janak Healthcare Pvt. Ltd. reserves the right to change the information in this document without prior notice.

## MANUFACTURER'S ADDRESS

### Corporate Office:

Janak Healthcare Pvt. Ltd.

Unit No. 12, 1st Floor, Kalpataru Point, Opp. Cinemax Theatre, Sion Circle, Sion (E), Mumbai - 400 022.

Tel.: +91 22 4915 3000 | Fax: +91 22 4915 3100

[www.janakhealthcare.com](http://www.janakhealthcare.com)

### Registered Office:

Janak Healthcare Pvt. Ltd.

Janak House, Opp. Indian Oil Corp. Depot, Sheikh Misry Road, Wadala (E), Mumbai - 400 037, India.

Tel.: +91 22 2413 0407/2418 0637 | Fax: +91 22 2413 9870

**Toll Free No.: 1800 22 8020 | Email: [technicalsupport@janakhealthcare.com](mailto:technicalsupport@janakhealthcare.com)**





**JANAK**  
HEALTHCARE

---

**JANAK HEALTHCARE PVT. LTD.**

Unit No. 12, 1st Floor, Kalpataru Point, Opp. Cinemax Theatre, Sion Circle, Sion (E),  
Mumbai - 400 022. Tel.: +91 22 4915 3000 | Fax: +91 22 4915 3100.  
[www.janakhealthcare.com](http://www.janakhealthcare.com)